



**History 12 (7229)**  
**(UC: CSU) 3 Units**

**Instructor**  
**Garry R. Roleder, M.A.**

(818) 364-7600 ext. 7156  
[Roledegr@lamission.edu](mailto:Roledegr@lamission.edu)

**Office Hours**  
Tues & Thurs, 9am to Noon

*Political and Social History of the United States II*

Covers the second half of the standard survey of the United States history providing an analytical study of the history of the United States from Reconstruction era to the present, focusing not only on political and social developments in the history of the United States but also on economics and cultural developments, and analyzing changes in both the United States' domestic policies and its ongoing and changing role in international affairs.

The Weekend College classes combine video lessons with online activities and weekend class meetings. You must complete all three components to successfully pass the class. The course requirements are in the online syllabus. If you have questions contact your instructor via email or by telephone during their office hours listed above.

**Getting Started**

Classes begin online Monday, October 26th. The class website will open on October 19th. You may read your course syllabus any time after October 19th. Log-in directions are on page four of this correspondence. Follow the checklist below to get started in your class.

- ✓ **Choose a Campus**  
Select the campus to attend your weekend class and make note of its time and locations. Directions and maps to the campuses can be found at: [www.laccd.edu/our\\_colleges](http://www.laccd.edu/our_colleges)
- ✓ **Buy Your Book**  
The next page lists the required and recommended books for your class. Buy your book as soon as possible so that you can get started on your assigned readings. Textbooks can be purchased at City, Southwest, Mission, and Pierce Colleges or from most online bookstores.
- ✓ **Register and Sign In**  
The class officially begins online Monday, October 26, 2015. However, the class website opens October 19th. Log in, read your course syllabus and review the course map. The course map will list all your assignments, quizzes and due dates. Log-in instructions are the last page of this correspondence.
- ✓ **Email Your Instructor**  
Once you have logged in, send your instructor a message informing him that you have successfully logged into the class website.
- ✓ **Plan Your Schedule**  
Weekend College courses are fast paced – covering a lot of material in a short period of time. The Fall term is just eight weeks. At a minimum you can expect to spend 10 to 12 hours per week completing the assignments. Schedule time in advance for reading the textbook, watching the video episodes, and completing the online assignments. If you plan to watch or record the videos on the educational cable channel LA 36, note those times and set your Tivo or DVD recorder in advance. The broadcast schedule is on the next page.

**Classroom Location Schedule**

Attend class at any one of the four campuses: L.A. City College, L.A. Southwest College, L.A. Pierce College, or L.A. Valley College. The instructor teaches at all four locations.

<u>Day</u>	<u>Campus</u>	<u>Time</u>	<u>Location</u>
<b>Saturday</b>	L.A. City College	9:00 a.m. to 12:00 noon	Franklin Hall, Room 225
	L.A. Southwest College	1:30 p.m. to 4:30 p.m.	SSEC, Room 318
<b>Sunday</b>	L.A. Pierce College	9:00 a.m. to 12:00 noon	Business Building, Room 3217
	L.A. Valley College	1:30 p.m. to 4:30 p.m.	Foreign Language Bldg., Room 115

Attendance at the class meetings is expected.  
If you fail to attend, you may be dropped from the class.

# Fall B 2015 CALENDAR

October 26 – December 20, 2015

## Important Dates and Deadlines

Semester Begins.....	Oct. 26
Last Day to Drop or Change Classes (without Incurring Fees) .....	Nov. 4
Cablecasts Begin on Cable Channel LA 36.....	Nov. 2
Last Day to ADD (with instructor approval) .....	Nov. 4
Last Day to Drop Classes Without a "W" (no refund) .....	Nov. 4
Last Day to File for Credit/No Credit.....	Nov. 18
Last Day to Drop with a "W" (After this date a grade must be issued) .....	Dec. 6

**A photo ID is required to take exams.**


## Class Meeting Schedule

Class Meeting.....	Oct. 31 & Nov. 1
Class Meeting.....	Nov. 7 & 8
Class Meeting.....	Nov. 14 & 15
<b>Midterms Exams .....</b>	<b>Nov. 21 &amp; 22</b>
<b>No Class Meetings.....</b>	<b>Nov. 28 &amp; 29</b>
Class Meeting.....	Dec. 5 & 6
Class Meeting.....	Dec. 12 & 13
<b>Final Exams.....</b>	<b>Dec. 19 &amp; 20</b>

## Textbook

Required:

- Title: [The Unfinished Nation: A Concise History of the American People, Volume II](#)
- Author: Brinkley, Alan
- Edition: 7/E, 2014
- Publisher: McGraw-Hill
- ISBN: 978-0-07-741230-2



## Videos

### *The Unfinished Nation Part II*

*Four Ways to Watch the Videos*

1. Watch the lessons on the Los Angeles Educational Channel, LA 36. The broadcast schedule is:  
**Thursdays, Nov. 5 through Dec. 17 @9:30 a.m. to 11:30**
2. Purchase your textbooks and a complete set of the DVDs from the Mission or Pierce College Bookstore:  
<http://eagleslanding.lamission.edu> or [www.piercebookstore.com](http://www.piercebookstore.com)
3. Available in Broadband at: [www.lamission.edu/ITV](http://www.lamission.edu/ITV)
4. Watch the video lessons in the Learning Resource Centers at any of the LACCD Colleges. You must bring your fee receipt to view the videos.

Welcome to U.S. History 12! My name is Garry Roleder and I am looking forward to being your instructor for the course. I have been teaching history in the Los Angeles Community College District for over 17 years, ten of those years with Instructional TV. Prior to that I was in the U.S. Navy as a career officer and experienced some history first hand. Of course, since this is Los Angeles and heart of the movie industry I have appeared in a number of films and television shows as a character actor. You can look up my “stellar” appearances at IMDb, etc. However, my main focus is teaching, and while I don’t intend to put on any kind of show during class, I do hope I can make the subject lively and as interesting as possible.

This course is an extensive survey of the history of the United States beginning with the years following the Civil War (Reconstruction era America) and ending with the present. We will be concentrating on a number of significant events which I believe are core to molding the economic, social and political realities of present day America. Much of this is quite sweeping in extent, including two global world wars, the era of prosperity embodied particularly in the roaring 20s and affluent 1950s through the first decade of the 21<sup>st</sup> century, and the very dark days known as the Great Depression of the 1930s. We will also take a look at the old “wild West” and closing of the frontier, as well as the growth of various political movements in the latter part of the Nineteenth century which were foundational to the ideological basis of the major parties today.


The course includes a very well-produced set of videos that I think you will enjoy. They are broken up into 26 half hour episodes which were made in a documentary style with extraordinary commentary by several distinguished American historians, and illustrated by what I think are some arresting photographs and newsreel footage of the times.

The course officially starts on Monday, 26 October and is short: *only eight weeks* in which to cover a lot of territory. You should expect to devote anywhere from 8 to 12 hours per week on it. To get things started immediately, I have already made available some *extra credit* in the same area where we will be conducting online class discussions. After you have successfully logged into the course website using the instructions included in this letter, you will see to the left of your computer screen a list of “rooms” to visit. One of them is called Course Map. You will be able to access just about every activity for the online portion of this course from there. You can also click on the independent “rooms” as well. One of the “rooms” is Discussions and Private Messages. Click it and go to academic forum that matches the first letter of your last name. You should then see an *extra credit* “Introduce Yourself” topic. Click on it and follow the simple instructions. Another *extra credit* opportunity is in Assignments & Tests section. Look for “Extra Credit History Website”. Click it, and follow the simple instructions.

While in the website make sure to visit the Syllabus section of the site and read or download the course syllabus. It has all the information on course requirements and grading structure. Print it out if you wish; you will be required to take a Syllabus Quiz before you can move on in the course. You will find some areas of the site are closed to input at the moment, and will remain so until we reach certain sections of the course.

Finally, make sure to get the textbook as soon as possible, *AND* begin reading the first couple of chapters. On 26 October the first quizzes and discussion based on the text will be available and you need to get started immediately! Our first weekend class meeting will be October 31/ November 1; see syllabus for location best for you.

Again, welcome to the course. Your participation is vital to making the course meaningful not only to yourself but to the other students enrolled. I believe you will find it stimulating and somewhat out of the ordinary from traditional history courses you may have taken in the past.



Garry R. Roleder, M.A.  
Instructor

# Online Class Website

## Step 1. Where do I go to log on to this course?

Go to <http://myetudes.org/portal>

Bookmark this page!

Enter your user ID

## Step 2. What is my User ID?

In lowercase letters and with no spaces:

the first 2 letters of your first name

and the first 2 letter of your last name

and the last five digits of your student ID

Example:

Donna Smith

Student ID #: 88 455 6789

User ID:

My User ID is:

## Step 3. What is my password?

Using four numbers together with no spaces:

The two numbers of your birth month

And the two numbers for the birth day

Example:

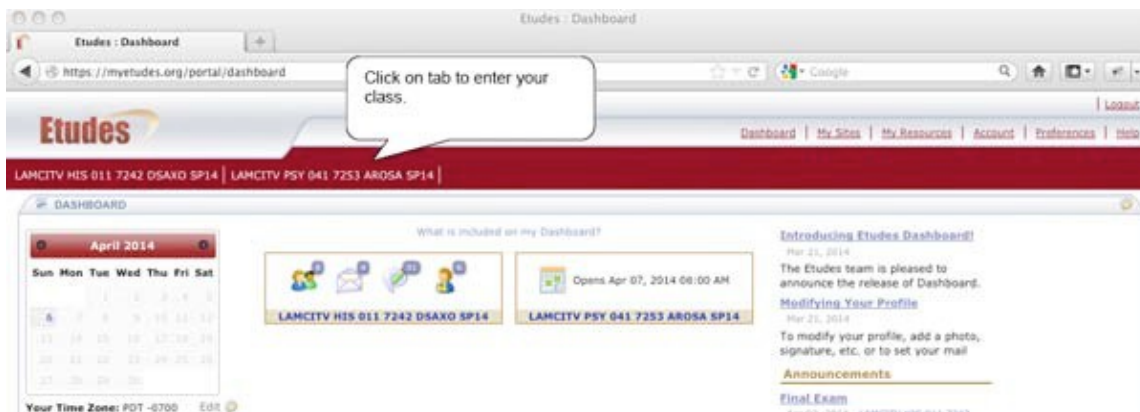
If your birth date was January 3

Password:

My Password is:

Once you have logged in you will be in the Etudes Dashboard. On the right under the Etudes logo, you will see tabs with links to your class websites. Your class website begins with LAMCITV. Click on the tab to enter the course. You can also click on the box in the center of the page. Each class will have a box with an opening date and the title of the course.

See the example below:



*Once you have successfully logged in send your instructor a private message.*

## Add/Drop Classes & Check Grades

You can change your schedule and check grades on the Student Information System. The SIS may be accessed from: [www.lamission.edu/itv](http://www.lamission.edu/itv) click on "Register for Classes".

## Technical Support

Etudes and MyLabsPlus offer log-in and other help on their sites, which include FAQs if you have problems logging in. ITV/The Weekend College also offers support by calling (818) 833-3596 during normal business hours or email [sagenml@lamission.edu](mailto:sagenml@lamission.edu). Please include your name, student ID, and phone number.

If you have questions regarding course content, contact your instructor during their office hours or via email.

